



# DAEWOO TRUCKS **TRACTOR** Series



# NOVUS TRACTOR

## Steering Wheel

Large size & Soft grip 2 spoke wheel with horn button



## Combination Switch

Turn Signal Lamp, Windshield Wiper, Exhaust Break, Hazard warning flasher



## Transmission

Manual(Standard)/Automated Transmission(Optional)/ Automatic Transmission(Optional)



## NOVUS Cabin Instyle

NOVUS Cabin interior gives a cozy appearance in light gray color scheme. The dashboard and other interior belongings have smooth contours and provide independent space for both the driver and passenger.

01. Instrument Clusters

02. Audio(Standard) & Aircon Controller(Optional)

03. ON/OFF Type Parking Brake(Gradual Type: Optional)

04. Fuse Box

Heating Bed(Optional)

## Engine

Driver Seat Arm Rest

Lumbar Support

Heating




## Air Suspension Seat(Optional)

The air suspension seat offers ideal driving position from pneumatic lumbar support and side contour adjustment for fatigue free driving.




**Doosan DV11**

V-6 type  
128X142mm  
11ℓ  
420ps/188kg-m(Euro5)  
420ps/187kg-m(Euro3)



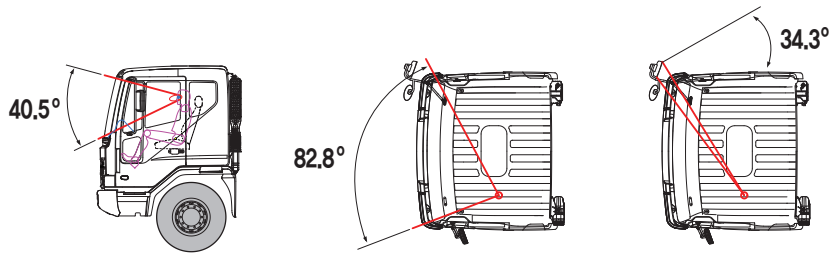
**Doosan DV15**

V-8 type  
128X142mm  
15ℓ  
420ps/170kg-m(Euro2)



**Doosan DE12**

L-6 type  
123X155mm  
11ℓ  
340ps/135kg-m(Euro1)  
340ps/145kg-m(Euro2)  
350ps/145kg-m(Euro2)



### Ultra-Large Front Windscreen

Ultra-large front windscreen gives the cabin a 40.5 degrees field of view. A combination of ergonomics and optical engineering were used to determine the optimal size and position of the rear view mirrors which offer a 34.3 degree field of vision. This wide vision enables the driver to see all around the Vehicle and to have a good view of the traffic as well.



### Electric Cab Tilting

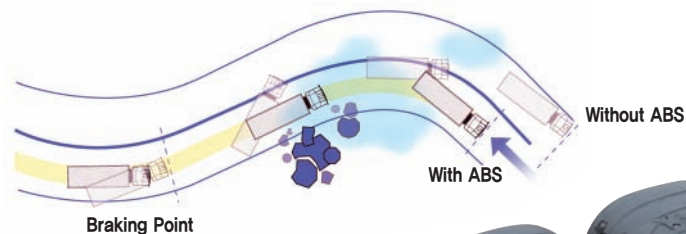
Cab tilt device opens up to 52 degrees. The cab tilt system is fitted with an operation switch on the center console which enables / disables the cab tilting.



- 01. Air Tanks
- 02. Battery & Spare Tire
- 03. Coupler - Jost or GF
- 04. Trailer Connector & Working Lamp
- 05. Auto Slack Adjuster(Optional)
- 06. Rear Protector & Lamp

### ABS & ASR(Optional)

ABS brings the vehicle to a safe, controlled stop and is particularly advantageous while driving under slippery road conditions. With ABS/ASR, the driver can maintain full directional stability of the vehicle at all times and avert potentially dangerous situations.



# MAXIMUS TRACTOR

## 4 Spoke Wheel

You can have your hand in between the small gap provided on either side and keep the car in control.



## Combination Switch

Turn Signal Lamp, Windshield Wiper, Exhaust Break, Hazard warning flasher



## Transmission

Manual(Standard)/Automated Transmission(Optional)/ Automatic Transmission(Optional)



LHD




01



02



RHD



03



04



Heating Bed(Optional)

## MAXIMUS Cabin Instyle

The ergonomical designed driver's space on the Daewoo truck harmoniously combines functionality with efficiency.

- 01. Large LCD Meter Cluster
- 02. Roof Hatch-Power w/High dome(Optional)
- 03. Digital Tachograph(Optional)
- 04. Audio & Aicon Controller(Optional)

## Seat (Driver)



## Engine



### Cummins ISX

L-6 type  
137X169mm  
15ℓ  
481ps/255kg-m(Euro2)



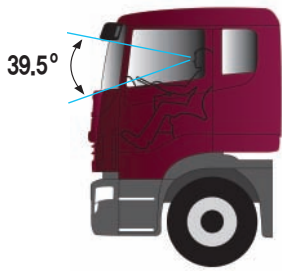
### Cummins ISME

L-6 type  
125X147mm  
11ℓ  
440ps/212kg-m(Euro5)




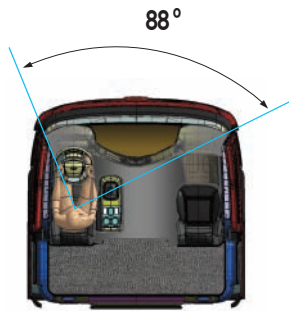
### Doosan DV11

V-6 type  
128X142mm  
11ℓ  
450ps/215kg-m(Euro5)  
420ps/187kg-m(Euro3)




**Front Windscreen**

To maximize the driver's view angle and prevent the dazzling caused by sunlight.



**Electric Cab Tilting**

Easy to access the engine to perform maintenance and repair work.



- 01. Easy Daily Maintenance in Front Lid
- 02. Battery & Step / Walking Plate
- 03. Fuel Tank
- 04. V Type Torque Rod
- 05. 4 bag Air Suspension (4X2 Tractor)
- 06. Rear Brake Chamber  
Auto Slack Adjuster (Optional)

**Electronic Stability Control (Optional)**

ESC is a computerized technology that improves a vehicle's stability by detecting and reducing loss of traction (skidding), thus ensuring stable driving in all directions.



ESC ON (70KM/H)



ESC OFF (65KM/H)



# Specification

Type	Emission Level	Model	WB (mm)	Engine		Transmission					Rear Axle		Tire				Driving Position		
				Model	ps/kg.m	Manual			AMT		Single	Hub	12R22.5	295/80R	315/80R	12.00R24	LHD	RHD	
						9S	10S	16S	12S	18S									
4X2	Euro1	M2S6F	3,700	DE12TI	340/135	A	B				B	A	B		A	A	B		
	Euro2	M2SEF		DE12TIS	340/145		B	A			B	A	B		A			B	
		M2SVF		DV15TIS	420/170			B			A	B	B		A	A		B	
	Euro3	M2TSF			DV11	420/187	B		A			B	A	B		A	A		B
		KH2TS(MAXIMUS)		DV11K	420/188	B			A		B	A	B		A	A		B	
	Euro5	GH1TM(MAXIMUS)	3,460	ISMe	440/212				B		B			B					B
GH2TC(MAXIMUS)		3,700	DV11K	450/215			B	A		B	A	B		A			B		
6X4	Euro1	V3T6F	4,540	DE12TI	340/135	A	B	A			B		B		A	A	B		
		V3TEF		DE12TIS	340/145	A	B	A			B		B					B	
	Euro2	V3TVF	4,565	DV15TIS	420/170			B			B	A	B		A	A	B		
		V3TXF		ISX	481/255			B	A	A*	B	A	A		B	A	B	A	
		V4RBF	4,650	DE08TIS	225/82	B						B	B					B	
		V4TBF				B				B	B								B
	Euro3	KL3TX(MAXIMUS)	4,565	ISX	481/255				A	B	B				B			B	
		V4TSF	4,650	DV11	420/187	B		A	A		B	A	B		A	A	B	A	
	Euro5	KL4TS(MAXIMUS)		4,650	DL08K	350/150	B		B			B	A	B		A	A	B	
		CL4TF	DV11K				420/188	B		A	A		B	A	B		A	A	B
	Euro5	CL4TS	4,650	DV11K	450/215	B		B	A		B	A	B		A			B	
		GL4TC(MAXIMUS)							B	A	B		B	A	B		A		

\* Eaton 18 Speed AMT only for RHD / ※ A : Standard, B : Optional

\* The above specification might be changed as per operating conditions and selected options

**Optional Items** \* Coupler(5th Wheel) – 2" / 3.5"(Rollingless / Universal)

## TRACTOR Line-up

Classification	HCV		
Drive Type	4X2	6X2	6X4



NOVUS SE TRACTOR



MAXIMUS TRACTOR



## World Class Quality Assurance

Established an automated system, creating top quality and top value as a global brand.



## Daewoo Trucks Customer Care System

### A-Z Care

- Special Customer care
- Speedy Service
- Proactive After Service

